



Omega Centauri



Central region of the globular cluster Omega Centauri located at 15,800 light-years. This image is taken with one of the CCD cameras of the Gaia Sky Mapper.



On 14th September 2016 the first Gaia catalogue is published with data from the first 420 days of mission.

<http://archives.esac.esa.int/gaia/>



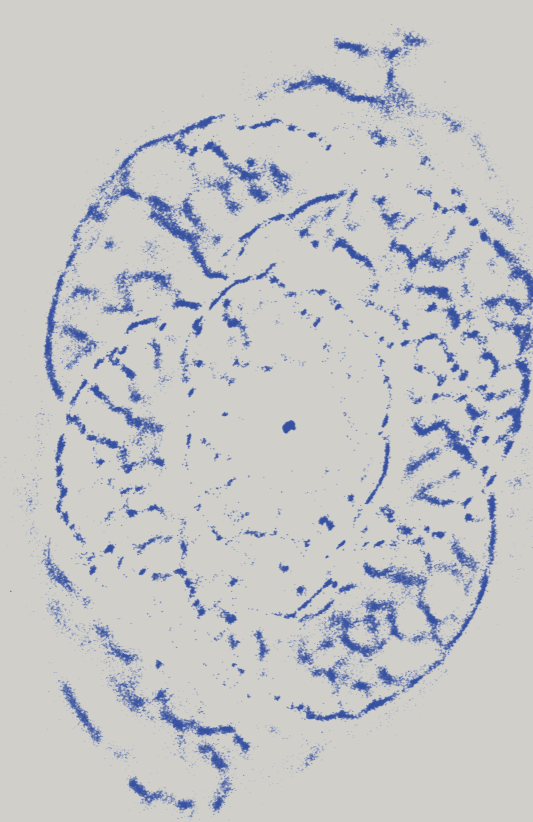
Our Galaxy viewed from Gaia

In this image each light spot represents a position where Gaia has measured a star. Brighter regions of the sky indicate higher concentrations of stars.

Gaia First Data Release

More than 1,000,000,000 stars with the best precision ever.

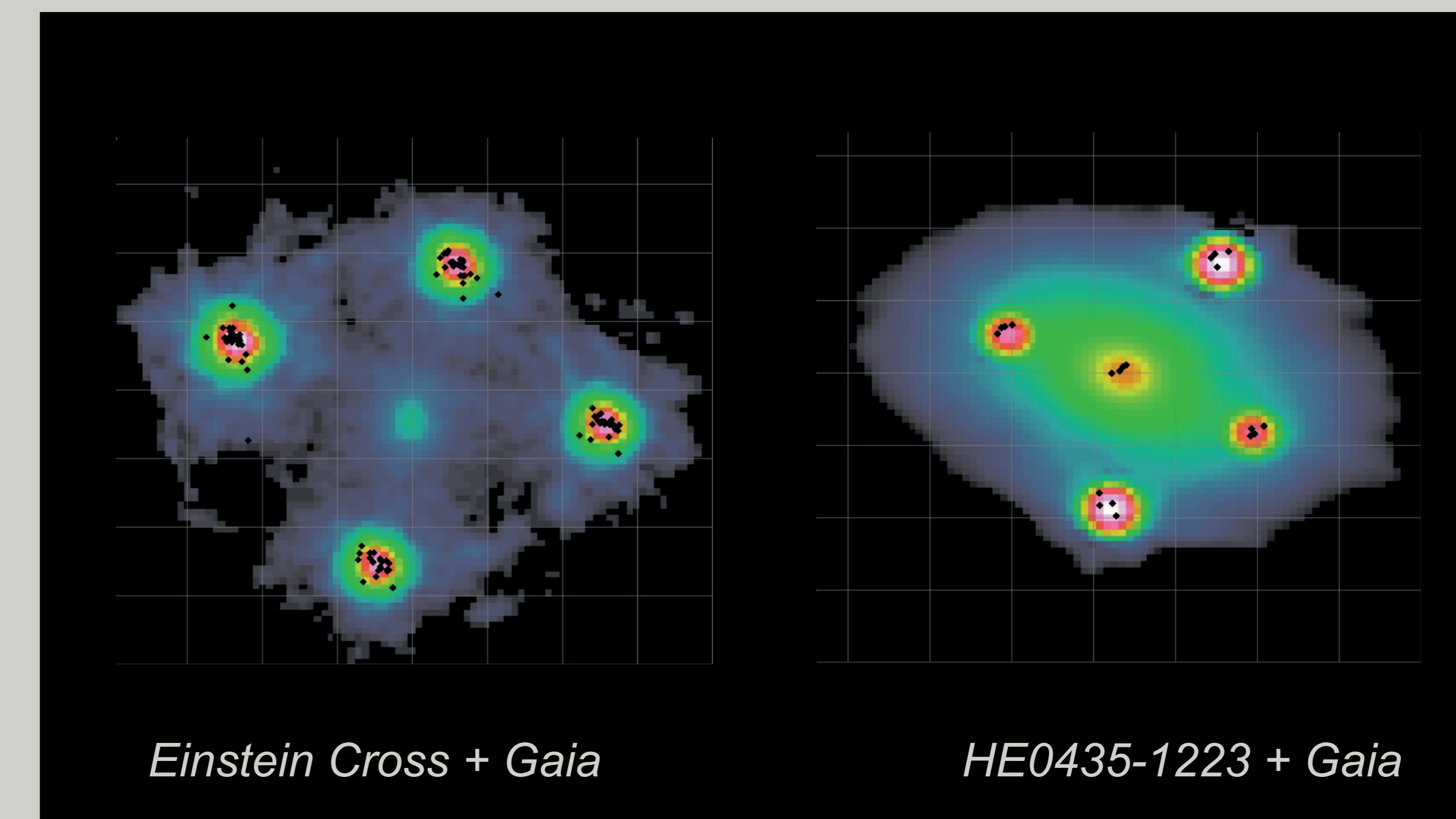
Cat's eye nebula



Gaia has been able to chart the structure of the Cat's eye nebula. In these images we can see a photograph taken with the Hubble telescope (left), an image of the nebula as detected by Gaia (centre) and a superposition of the two (right). The expansion of the nebula will be detected thanks to the future Gaia measurements.

HST Image: NASA, ESA, HEIC, and the Hubble Heritage Team (STScI/AURA)
Gaia Image: ESA/Gaia/DPAC/UB/IEEC

The Einstein Cross



Images show Gaia detections (black points) over Hubble telescope pictures of the Einstein Cross (left) and HE0435-1223 (right). Both cases show four lensed images of a distant quasar produced by the gravitational lens effect of the galaxy in the middle.

ESA/Gaia/DPAC/C. Ducourant, J.F. Lecampion (LAB/O. Bordeaux),
A. Krone-Martins (SIM/U. Lisboa, LAB/O. Bordeaux), L. Galluccio, F. Mignard (O.Côte d'Azur)